



TTAC

PROJECT



OH NO!!



The city of Clearwater made a mistake constructing their bridge...AGAIN.

THEY NEED YOUR HELP!

Welcome to Project... “Third Time’s A Charm”
(TTAC)

Examples of Popsicle Bridges



Examples of Toothpick Bridges



Things to consider...



What materials you will need



How much the bridge will cost



How much weight the bridge can hold




How much time to spend on each part

Materials



When designing your bridge:

- What is the cheapest but best material?
- Which materials will create the safest bridge?
 - How many of each will you need?





\$\$\$\$\$ MONEY \$\$\$\$\$

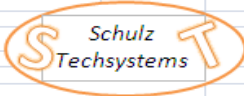


You have \$40 to purchase materials to build your bridge.

Cost of materials are as follows:

Part	Cost per unit
Popsicle Stick	\$0.15
Toothpick	\$0.10
Glue Gun	\$2.00
Hot glue stick (for glue gun)	\$0.25
Elmer's Glue	\$1.00
Regular Glue Stick	\$0.50
Rope	\$1.00 (per foot)

Invoice




Schulz Techsystems
 5642 Schwalbfen St.
 St. Pete, FL 32394

ORIGINAL INVOICE
 TERMS NET 30 DAYS

CUSTOMER ORDER NUMBER		REGISTER NUMBER		ACCOUNTING CODE	ACCOUNTING CODE	INVOICE NUMBER
S H I P P I N G		B I L L I N G				INVOICE DATE
						TRANSPORTER:
Project Number	ITEM NUMBER	DESCRIPTION			UNIT PRICE	QUANTITY SHIPPED
						AMOUNT
SUBMIT PAYMENT TO:						SUB-TOTAL
						SALES TAX
						TRANS OR POSTAGE
						PAY THIS AMOUNT
						DATE DUE


**YOU WILL
 RECEIVE
 YOUR
 BILLING
 INVOICE
 THE DAY
 AFTER YOU
 RECEIVE
 YOUR
 MATERIALS.**

STRENGTH

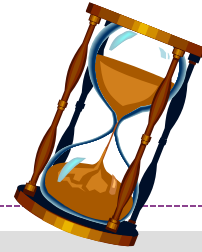


How do you design your bridge to hold as much weight as possible?





Time





You will have five days to complete your project.

Recommended schedule

Monday	Tuesday	Wednesday	Thursday	Friday
With your team, look at suggested Websites, design your bridge on paper, and choose the materials you need in order to build the bridge.	Fill out your Purchase Order and receive materials. Begin building.	Continue to build. Receive billing invoice and submit payment for materials. (Make sure invoice is correct).	Complete bridge construction today.	Complete Excel spreadsheet and Evaluation.

Responsibilities



Project Manager-will supervise and make sure that the appropriate materials are supplied and that the team is on schedule.



Buyer-will complete the purchase order with the help of the team and purchase the material from the vendor...who is me 😊



Engineers-will construct the bridge with the assistance of the project manager and the buyer.

Move it!

Time is

money!